

# High-Performance Distance Sensor

## OY2P303A0135

## LASER

WinTec

Part Number

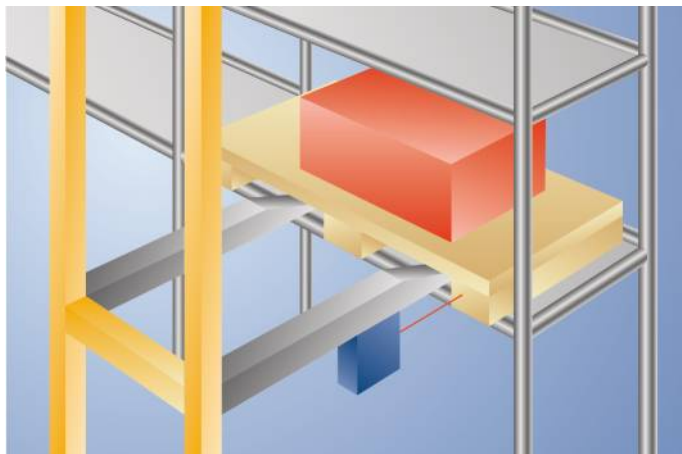


- Interference-free towards gloss in the background with WinTec
- No mutual interference with WinTec
- Reliable in case of glossy objects with WinTec
- Secure detection of black objects also in extremely inclined positions with WinTec

These sensors have scratch-resistant optics and the emitted light can be switched off. They use the transit time measurement principle to measure the distance between the sensor and the object.

wenglor interference-free technology (WinTec) has revolutionized sensor technology:

It makes it possible to mount several sensors directly next to, or opposite each other without the sensors influencing each other. The sensors reach a very high switching frequency and use laser class 1, which is safe for the human eye.



### Technical Data

Optical Data	
Working Range	0...3000 mm
Adjustable Range	200...3000 mm
Switching Hysteresis	< 15 mm
Light Source	Laser (red)
Wave Length	660 nm
Service Life (T = +25 °C)	100000 h
Laser Class (EN 60825-1)	1
Beam Divergence	< 2 mrad
Max. Ambient Light	10000 Lux
Spot Diameter	see Table 1

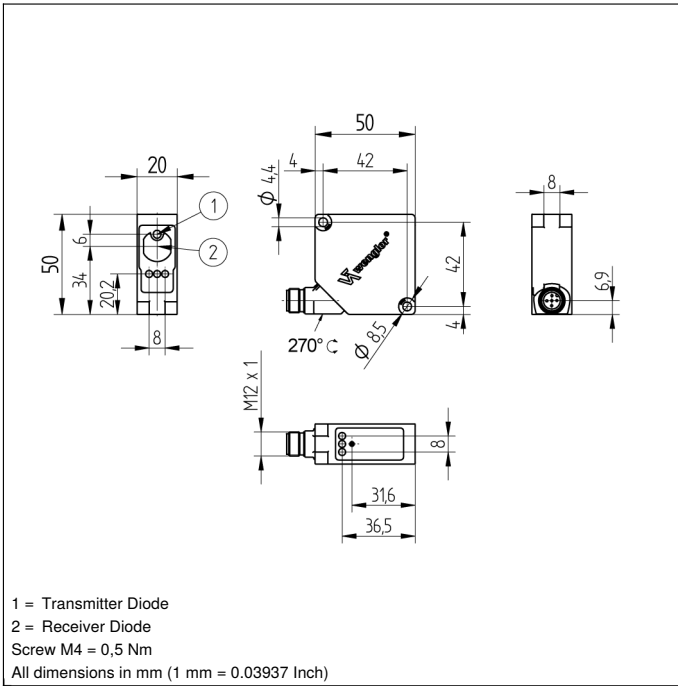
Electrical Data	
Supply Voltage	10...30 V DC
Current Consumption (U <sub>b</sub> = 24 V)	< 50 mA
Switching Frequency	1000 Hz
Response Time	0,5 ms
Temperature Drift (-10 °C < T <sub>u</sub> < 50 °C)	< 1 %
Temperature Drift (T <sub>u</sub> < -10 °C, T <sub>u</sub> > 50 °C)	< 2,5 %
Temperature Range	-40...60 °C
Switching Outputs	2
Switching Output Voltage Drop	< 2,5 V
PNP Switching Output/Switching Current	200 mA
Short Circuit Protection	yes
Reverse Polarity Protection	yes
Overload Protection	yes
Protection Class	III
FDA Accession Number	0710891-003

Mechanical Data	
Setting Method	Teach-In
Housing Material	Plastic
Optic Cover	PMMA
Degree of Protection	IP68
Connection	M12 × 1; 4/5-pin

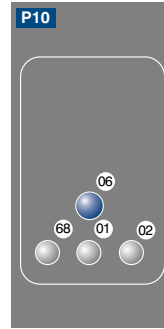
Safety-relevant Data	
MTTFd (EN ISO 13849-1)	771,39 a
PNP NO/NC antivalent	●
Connection Diagram No.	<b>780</b>
Control Panel No.	<b>P10</b>
Suitable Connection Technology No.	<b>2   35</b>
Suitable Mounting Technology No.	<b>380</b>

### Complementary Products

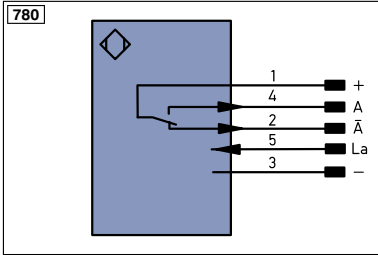
PNP-NPN Converter BG2V1P-N-2M
Protection Housing Set ZSP-NN-02
Protection Housing ZSV-0x-01



### Ctrl. Panel



- 01 = Switching Status Indicator
- 02 = Contamination Warning
- 06 = Teach Button
- 68 = Supply Voltage Indicator



### Legend

+	Supply Voltage +	PT	Platinum measuring resistor	ENa	Encoder A
-	Supply Voltage 0 V	nc	not connected	ENb	Encoder B
~	Supply Voltage (AC Voltage)	U	Test Input	AMIN	Digital output MIN
A	Switching Output (NO)	U	Test Input inverted	AMAX	Digital output MAX
A̅	Switching Output (NC)	W	Trigger Input	AOK	Digital output OK
V	Contamination/Error Output (NO)	O	Analog Output	SY In	Synchronization In
V̅	Contamination/Error Output (NC)	O-	Ground for the Analog Output	SY OUT	Synchronization OUT
E	Input (analog or digital)	BZ	Block Discharge	Out	Brightness output
T	Teach Input	AWV	Valve Output	M	Maintenance
Z	Time Delay (activation)	a	Valve Control Output +		
S	Shielding	b	Valve Control Output 0 V		
RxD	Interface Receive Path	SY	Synchronization		
TxD	Interface Send Path	E+	Receiver-Line		
RDY	Ready	S+	Emitter-Line		
GND	Ground	≡	Grounding		
CL	Clock	SnR	Switching Distance Reduction		
E/A	Output/Input programmable	Rx+/-	Ethernet Receive Path		
IO-Link	IO-Link	Tx+/-	Ethernet Send Path		
PoE	Power over Ethernet	Bus	Interfaces-Bus A(+)/B(-)		
IN	Safety Input	La	Emitted Light disengageable		
OSSD	Safety Output	Mag	Magnet activation		
Signal	Signal Output	RES	Input confirmation		
Bl..D+/-	Ethernet Gigabit bidirect. data line (A-D)	EDM	Contactur Monitoring		
EN0..5A22	Encoder 0-pulse 0-0 (TTL)	ENAR5A22	Encoder A/A̅ (TTL)		
		ENBR5A22	Encoder B/B̅ (TTL)		

### Wire Colors according to DIN IEC 757

BK	Black
BN	Brown
RD	Red
OG	Orange
YE	Yellow
GN	Green
BU	Blue
VT	Violet
GY	Grey
WH	White
PK	Pink
GNYE	Green/Yellow

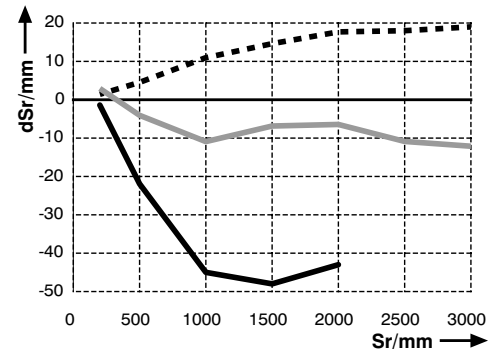
Table 1

Working Distance	0 m	3 m
Spot Diameter	5 mm	9 mm

### Switching Distance Deviation

Typical characteristic curve based on Kodak white (90 % remission)

### OY2P303



Sr = Switching Distance  
 dSr = Switching Distance Change

- black 6 % remission
- - - grey 18 % remission
- ... Aluminum

